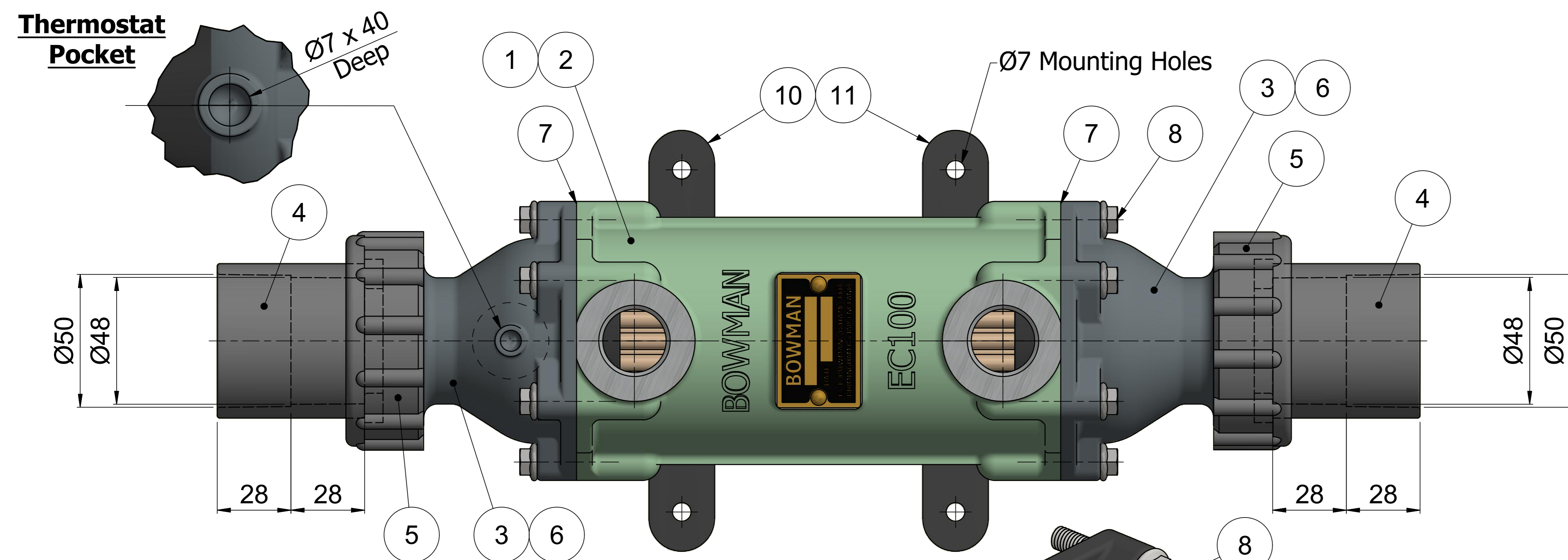
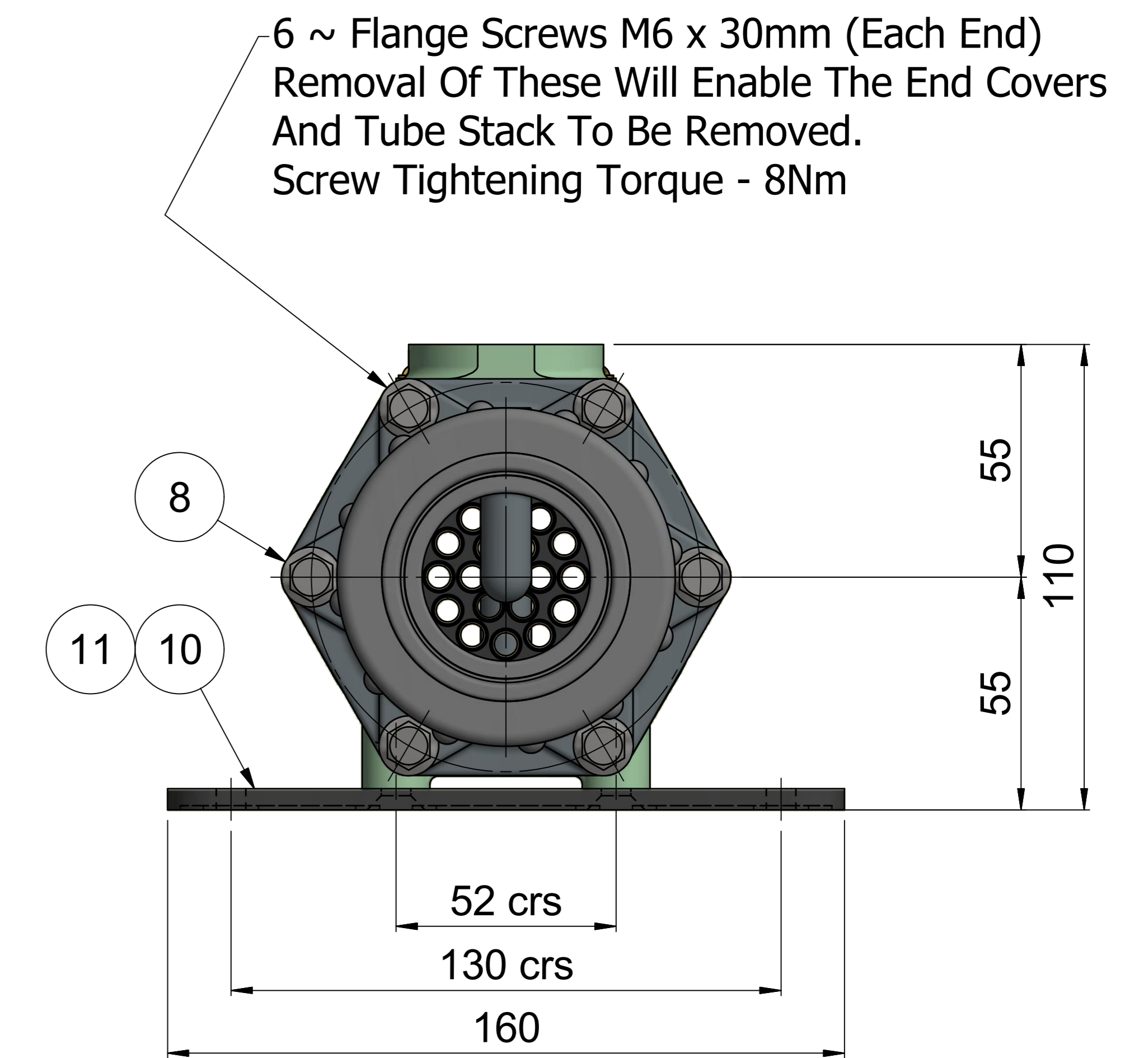
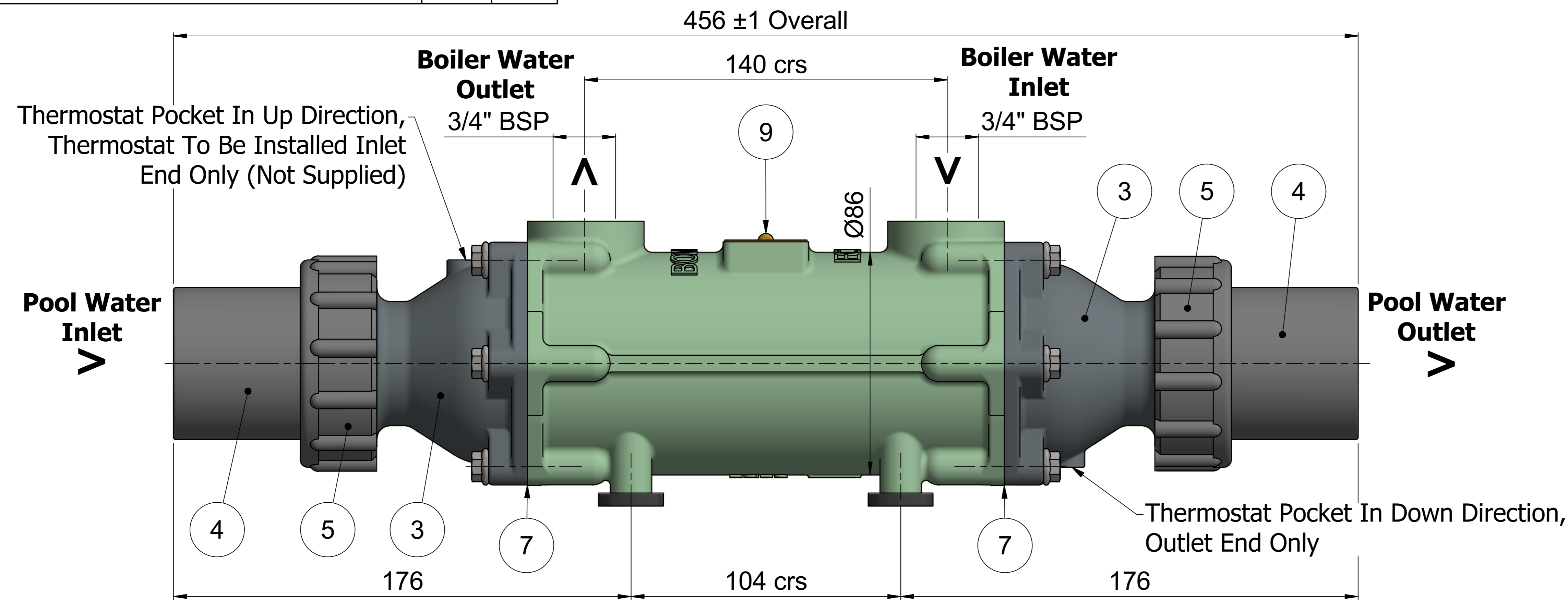


ISS No	MODIFICATION	DATE	SIGN
2	RH End Cover Rotated 180deg.	23/02/11	M.M.D.
3	Union Bush Assy Separated into Individual Parts, Mounting feet changed to 5032-1	29/08/12	J.SWAIN
4	Corrected Union Bush Material To UPVC	24/07/13	A.TAYLOR
5	End Cover Screw Torque Setting Added To Notes	26/11/14	A.TAYLOR
6	Thermostat / Pocket Notes Added To Inlet & Outlet Ends	20/07/15	J. SWAIN
7	Items Supplied Loose Note Corrected (Items 8, 12 & 13 Supplied Loose)	26/11/15	J. SWAIN
8	End Cover Now Threaded Universal Fit (4567THD), Union Bush (BS/Metric) Replaced By Universal Fit Socket Union 4573, Union Ring Replaced By 4574 (Was 5132), Split Rings Removed, Overall Length Corrected To Match Physical Part (+2mm), Max Temp/Pressure Added To Notes	11.04.17	J. Swain
9	Dimensions Corrected As Per JB - Overall Corrected To 456 (457), Ends To Centre Corrected To 176 (176.5), Body Feet 52mm Crs Added	10.07.17	J. Swain

THIS DRAWING IS STRICTLY PRIVATE AND CONFIDENTIAL AND IS THE SOLE PROPERTY OF E.J. BOWMAN (BIRMINGHAM) LTD. IT IS SUBJECT TO BOTH COPYRIGHT AND DESIGN RIGHT PROTECTION. ANY REPRODUCTION OF THIS DRAWING IN PART OR WHOLE SHALL BE MADE ONLY WITH THE WRITTEN CONSENT OF A DIRECTOR OF THE ABOVE COMPANY.

DO NOT SCALE - IF IN DOUBT ASK!




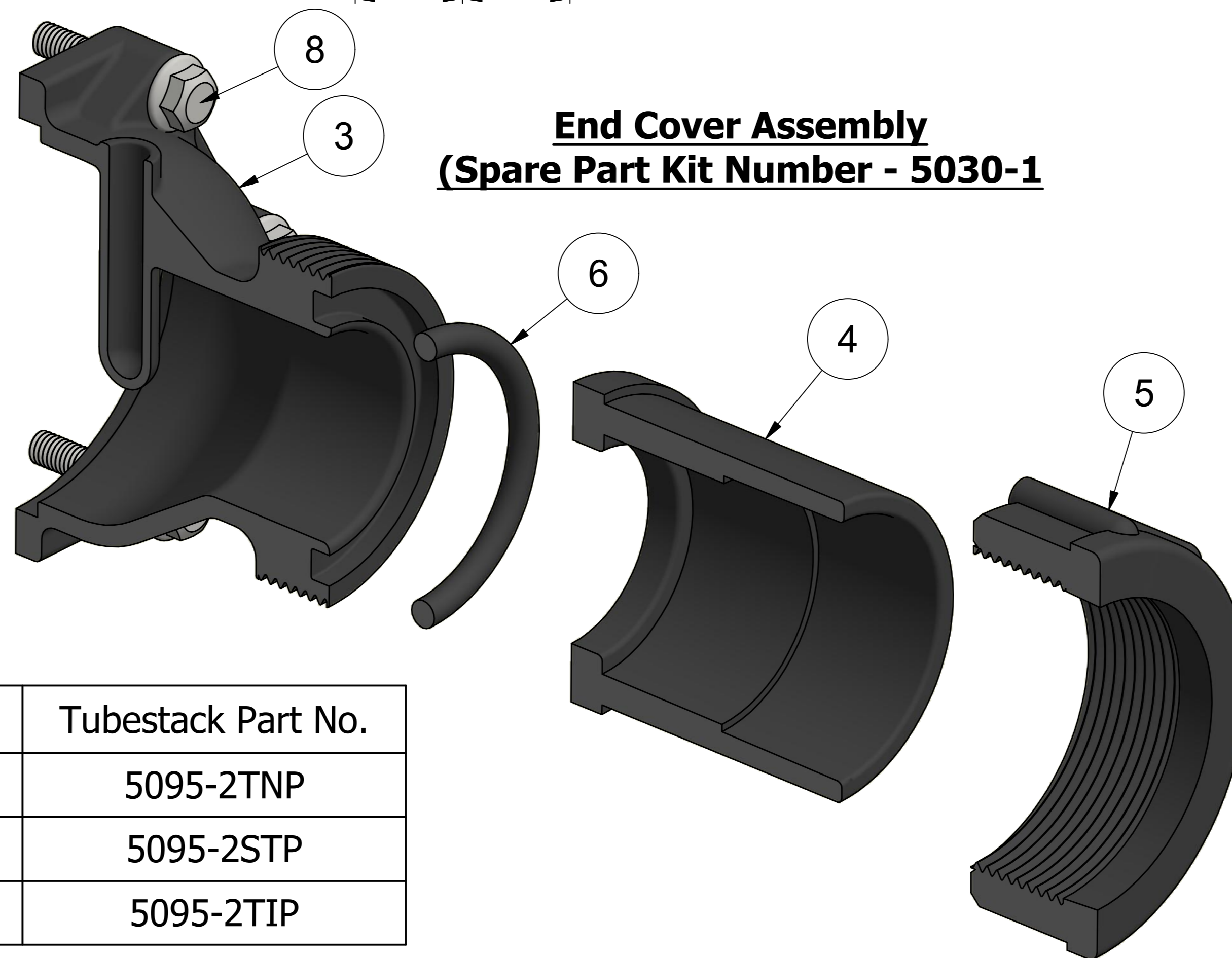
Notes:

Mounting Feet (Items 10 & 11) Supplied Loose With Assembly.
Body To Be Painted Swimming Pool Green.

*Drawing No. Suffix To Indicate Tube Material,
C=Cupro Nickel Tube
S=Stainless Steel Tube
T=Titanium Tube

Maximum Working Temperature 110°C (230°F)
Maximum Working Pressure 6 Bar (87psi)

**End Cover Assembly
(Spare Part Kit Number - 5030-1)**



Part No.	Drg No.	Qty	Description	Item	Material
5032-1		4	Countersunk Screws M6 x 12mm	11	Mild Steel
3594	3594	2	Mounting Feet	10	GFN
FS06X30	-	12	Flange Screws M6 x 30mm	8	Mild Steel
AN12NT	3297	2	O Ring Seal (BS1806 Size 234)	7	Nitrile
5133	5133	2	O Ring Seal (BS1806 Size 328)	6	EPDM
4574	4574	2	Socket Union Ring 1½" To 50mm	5	ABS
4573	4573	2	Socket Union 1½" To 50mm	4	ABS
4567THD	4567THD	2	End Covers (Threaded)	3	GFN
See Table	5095	1	Tubestack EC100	2	*
EC070-4568-2CI	4568	1	Body EC100	1	Cast Iron

Assembly No.	Tubestack Part No.
EC100-5113-2C	5095-2TNP
EC100-5113-2S	5095-2STP
EC100-5113-2T	5095-2TIP

ALL DIMENSIONS ARE IN MILLIMETRES

E.J.BOWMAN (BIRMINGHAM) LTD.

Chester Street Birmingham B6 4AP England
Tel: +44(0) 121 359 5401 Fax: +44(0) 121 359 7495
email: info@ejbowman.co.uk www.ejbowman.co.uk

DRAWN:	D.Sargeant	TITLE:
DATE:	26/11/2009	EC100 Swimming Pool Heat Exchanger
REDRAWN:		
DATE:		
CHECKED:		DRG No: 5113-2 *
SCALE:	1:1	